

# VENTO

GRES PORCELLANATO SMALTATO  
GLAZED PORCELAIN TILE

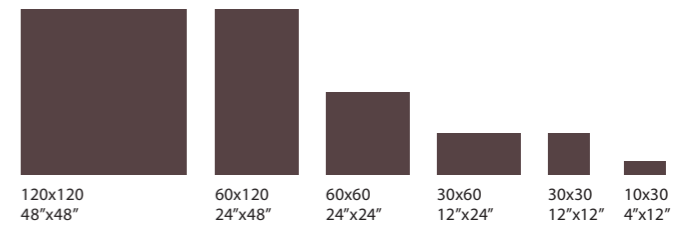


# VENTO

GRES PORCELLANATO SMALTATO  
GLAZED PORCELAIN TILE

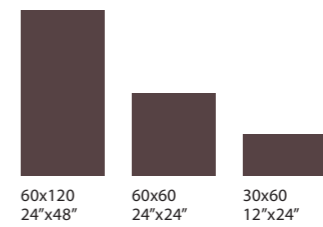
## INDOOR R10

9mm



## OUTDOOR R11

9mm



BEIGE

WHITE

GREY

BLACK

# Black

WALL VENTO CANNETTATO BLACK 60x120 24"x48"  
MOSAICO ESAGONA BLACK 29x25 11.5"x10"  
FLOOR VENTO BLACK 120x120 48"x48"



WALL VENTO  
BLACK 60x120 24"x48"  
CANNETTATO BLACK 60x120 24"x48"  
FLOOR DOCKS  
BLACK 60x120 24"x48"



WALL VENTO BEIGE - 60x120 24"x48"  
CANNETTATO BEIGE 60x120 24"x48"  
FLOOR DOCKS BEIGE 60x60 24"x24"



# beige

WALL VENTO  
CANNETTATO BEIGE 60x120 24"x48"  
FLOOR VENTO  
BEIGE 60x120 24"x48"  
BEIGE 60x60 24"x24"  
BEIGE 30x60 12"x24"



# Grey

WALL VENTO  
CANNETTATO GREY  
60x120 24"x48"  
FLOOR VENTO  
GREY 60x120 24"x48"



Grey

FLOOR VENTO GREY R11  
60x120 24"x48"




WALL VENTO  
CANNETTATO WHITE 60x120 24"x48"  
FLOOR VENTO  
WHITE 120x120 48"x48"



# White

FLOOR VENTO WHITE R11  
60x120 24"x48"



# Gamma Docks


GRES PORCELLANATO SMALTATO    GLAZED PORCELAIN TILE  
V2 VARIAZIONE MINIMA    SLIGHT VARIATION





## FORMATI . SIZES

120x120 48"x48"



Rectified  
± 9 mm R10  
2x 155 **MQ**  
DOCWH120 WHITE  
DOCBE120 BEIGE  
DOCGR120 GREY  
DOCBL120 BLACK

60x120 24"x48"



Rectified  
± 9 mm R10  
2x 118 **MQ**  
120DOCWH WHITE  
120DOCBE BEIGE  
120DOCGR GREY  
120DOCBL BLACK

Rectified  
± 9 mm R11  
2x 118 **MQ**  
120DOCWHG WHITE  
120DOCBEG BEIGE  
120DOCGRG GREY



60x60 24"x24"



Rectified  
± 9 mm R10  
3x 102 **MQ**  
60DOCWH WHITE  
60DOCBE BEIGE  
60DOCGR GREY  
60DOCBL BLACK

Rectified  
± 9 mm R11  
3x 102 **MQ**  
60DOCWHG WHITE  
60DOCBEG BEIGE  
60DOCGRG GREY



30x60 12"x24"



Rectified  
± 9 mm R10  
6x 102 **MQ**  
30DOCWH WHITE  
30DOCBE BEIGE  
30DOCGR GREY  
30DOCBL BLACK

Rectified  
± 9 mm R11  
6x 102 **MQ**  
30DOCWHG WHITE  
30DOCBEG BEIGE  
30DOCGRG GREY




30x30 12"x12"



Rectified  
± 9 mm R10  
12x 110 **MQ** \*  
DOCWH WHITE  
DOCBE BEIGE  
DOCGR GREY  
DOCBL BLACK

\* Vendita su ordinazione  
Available upon request.

10x30 4"x12"



Rectified  
± 9 mm R10  
32x 150 **MQ** \*  
10DOCWH WHITE  
10DOCBE BEIGE  
10DOCGR GREY  
10DOCBL BLACK

\* Vendita su ordinazione  
Available upon request.


## DECORI . DECORS

60x120 24"x48"



Cannettato  
Rectified  
± 9 mm R10  
2x 118 **MQ**  
120DOCCAWH WHITE  
120DOCCABE BEIGE  
120DOCCAGR GREY  
120DOCCABL BLACK

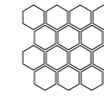
30x30 12"x12"



Mosaico 5x5 su Rete  
Rectified  
± 9 mm R10  
11x 14 **PZ** \*  
DOCTOZWH WHITE  
DOCTOZBE BEIGE  
DOCTOZGR GREY  
DOCTOZBL BLACK

\* Vendita tassativa a scatole  
complete. Ordine minimo 30 scatole  
/ colore (1 pallet completo).  
Sale in full boxes only. Minimum  
order 30 boxes / color (1 full pallet).

29x25 11.5"x10"



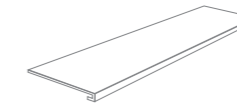
Mosaico Esagona su rete  
Rectified  
± 9 mm R10  
6x 42 **PZ** \*  
DOCESAWH WHITE  
DOCESABE BEIGE  
DOCESAGR GREY  
DOCESABL BLACK

\* Vendita tassativa a scatole  
complete. Ordine minimo 60 scatole  
/ colore (1 pallet completo). Sale in  
full boxes only. Minimum order 60  
boxes / color (1 full pallet).

## PEZZI SPECIALI . SPECIAL TRIMS

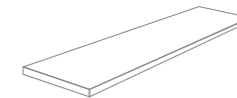


Battiscopa Digitale  
SKIRTING  
6x60 2.4"x24"  
14 **PZ**  
15x



Gradino Lineare Costa Retta  
STEP \*  
33x120 13"x48"  
250 **PZ**  
2x

250 **PZ**  
2x



Angolare Costa Retta DX  
CORNER STEP \*  
33x120x3 13"x48"x1.2"  
263 **PZ**  
2x

Angolare Costa Retta SX  
CORNER STEP \*  
33x120x3 13"x48"x1.2"  
263 **PZ**  
2x

Angolare Costa Retta DX/SX  
CORNER STEP \*  
33x120x3 13"x48"x1.2"  
289 **PZ**  
2x

\* Disponibile solo su ordinazione . Available on demand

## DOCKS

	pz/box	mq/box	kg/box	box/pal	mq/pal	kg/pal
120x120 48"x48" Rectified R10	2	2,88	55,90	18	51,84	1006,20
60x120 24"x48" Rectified R10 / R11	2	1,44	28,40	36	51,84	1022,40
60x60 24"x24" Rectified R10 / R11	3	1,08	21,30	40	43,20	852,00
30x60 12"x24" Rectified R10 / R11	6	1,08	21,00	48	51,84	1008,00
30x30 12"x12" Rectified R10	12	1,08	21,00	48	51,84	1008,00
10x30 4"x12" Rectified R10	32	0,96	19,30	36	34,56	694,80

## CARATTERISTICHE TECNICHE . TECHNICAL FEATURES

Norma Di Riferimento . Specification Reference UNI EN 14411/ISO 13006 Appendice G Bla GL

Caratteristiche tecniche Technical features	Norma Norm	DOCKS
LUNGHEZZA E LARGHEZZA LENGTH AND WIDTH		CONFORME IN ACCORDANCE
SPESSORE THICKNESS		CONFORME IN ACCORDANCE
RETTILINEITÀ SPIGOLI STRAIGHTNESS OF SIDES	UNI EN ISO 10545-2	CONFORME IN ACCORDANCE
ORTOGONALITÀ RECTANGULARITY		CONFORME IN ACCORDANCE
PLANARITÀ SURFACE FLATNESS		CONFORME IN ACCORDANCE
ASPETTO ASPECT		CONFORME IN ACCORDANCE
ASSORBIMENTO D'ACQUA WATER ABSORPTION	UNI EN ISO 10545-3	≤ 0,5%
RESISTENZA A FLESSIONE FLEXURAL STRENGTH	UNI EN ISO 10545-4	≥ 35 N/mm <sup>2</sup>
MODULO DI ROTTURA BREAKING STRENGTH		≥ 1300 N
DETERMINAZIONE DELLA RESISTENZA ALL'URTO DETERMINATION OF IMPACT RESISTANCE	UNI EN ISO 10545-5	0,90
RESISTENZA ALL'ABRAZIONE (METODO PEI) ABRASION RESISTANCE (PEI-METHOD)	UNI EN ISO 10545-7	DA 3 A 5 IN BASE AL COLORE FROM 3 TO 5, ACCORDING TO COLOR
COEFFICIENTE DI DILATAZIONE TERMICA LINEARE THERMAL EXPANSION COEFFICIENT	UNI EN ISO 10545-8	(5,7±5,9) X 10 <sup>-6</sup> /°C
RESISTENZA AGLI SBALZI TERMICI THERMAL SHOCK RESISTANCE	UNI EN ISO 10545-9	RESISTENTE RESISTANT
DETERMINAZIONE DELLA DILATAZIONE DOVUTA ALL'UMIDITÀ DETERMINATION OF MOISTURE EXPANSION	UNI EN ISO 10545-10	0,0 mm/m
DETERMINAZIONE DELLA RESISTENZA AL CAVILLO DETERMINATION OF CRAZING RESISTANCE	UNI EN ISO 10545-11	RESISTENTE RESISTANT
RESISTENZA AL GELO FROST RESISTANCE	UNI EN ISO 10545-12	INGELIVO FROST-RESISTANT
RESISTENZA AGLI AGENTI CHIMICI RESISTANCE TO CHEMICALS	UNI EN ISO 10545-13	MINIMO CLASSE B MINIMUM CLASS B
RESISTENZA ALLE MACCHIE STAIN RESISTANCE	UNI EN ISO 10545-14	MINIMO CLASSE 3 MINIMUM CLASS 3
	DIN 51130	R10 - R11
RESISTENZA ALLO SCIVOLAMENTO SLIP RESISTANCE	C.o.F.B.C.R./D.M. 236 14/6/89	μ>0,40
	D.C.o.F / ANSI A326.3	>0,42
REAZIONE AL FUOCO REACTION TO FIRE	96/603/CE	A <sub>1</sub> <sub>FL</sub> /A1